

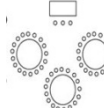


the **croydon park** hotel

Dimensions & Seating Capacity

	Dimensions	Height	Reception 	Theatre 	Classroom 	Boardroom 	Banquet 	Cabaret 	U-Shape 
Centennial	22.5 x 12m	3.2m	225	220	100	-	190	120	-
Winston	12 x 7.5m	3.2m	75	80	25	30	50	40	30
Wolsey	12 x 7.5m	3.2m	75	80	25	30	50	40	30
William	12 x 7.5m	3.2m	75	80	25	30	50	40	30
Barclay	7.3 x 4.6m	2.5m	20	25	12	15	20	16	15
Johnson	8 x 7.5m	2.7m	40	40	15	23	40	16	20
Lindbergh	8 x 7.5m	2.7m	40	40	15	23	40	16	20
Derby	6.5 x 7.4m	2.8m	40	30	15	48	30	16	16
Marino	5 x 4m	3m	-	-	-	10	-	-	-